

# Windows to the North Gallery

## Glass Fusion 1 (Beginner) Workshops (16+)



Have you ever wanted to learn how to melt several layers of glass into one layer? If so, come join the fun! In just 3 hours you will learn how to cut, shape and melt glass to create one of our fun designs. No experience is necessary!

In this workshop, students are taught many foundational aspects of creating fused-glass art, including:

- ~the process of glass fusion
- ~the basics of glass cutting and the use of glass cutting tools
- ~some different forms of glass firing including tack and full fusing
- ~varied forms of glass materials used which includes: stringers, noodles and frit

The student will have a choice to create a dragonfly, innukshuk, tulip, heart or feather, each 5-7 pieces, using predetermined patterns and shapes. Student may choose his or her own coloured glass. Students will cut pattern pieces by hand and place for fusing.

Finished projects will be 6"x 6" hanging suncatchers.

This workshop is a bright and colourful way to decorate your home or create a handcrafted gift for your friends or family.

**PLEASE NOTE, pieces will need to be fired and picked up or mailed at a later date.**

Class requires 2-3hrs.

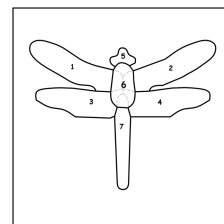
1-6 people per class.

Cost: \$75 pp +hst (includes all supplies)


Times are usually 9am-12pm with a short coffee break. We are more than happy to accomodate a different schedule if needed.

Call to set your own class today! 705-783-6163

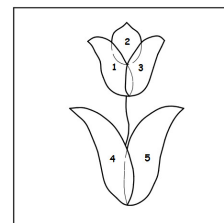
**For more info go to [www.windowstothenth.com](http://www.windowstothenth.com)**



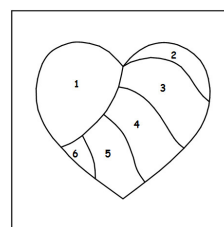
Beginner Fusion  
Dragonfly (7 pieces)



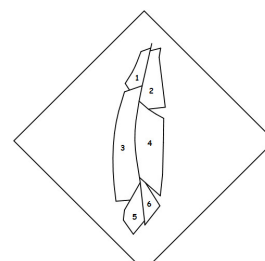
Beginner Fusion  
Innuksuk (6 pieces)



Beginner Fusion  
Tulip (5 pieces)



Beginner Fusion  
Heart (6 pieces)



Beginner Fusion  
Feather (6 pieces)